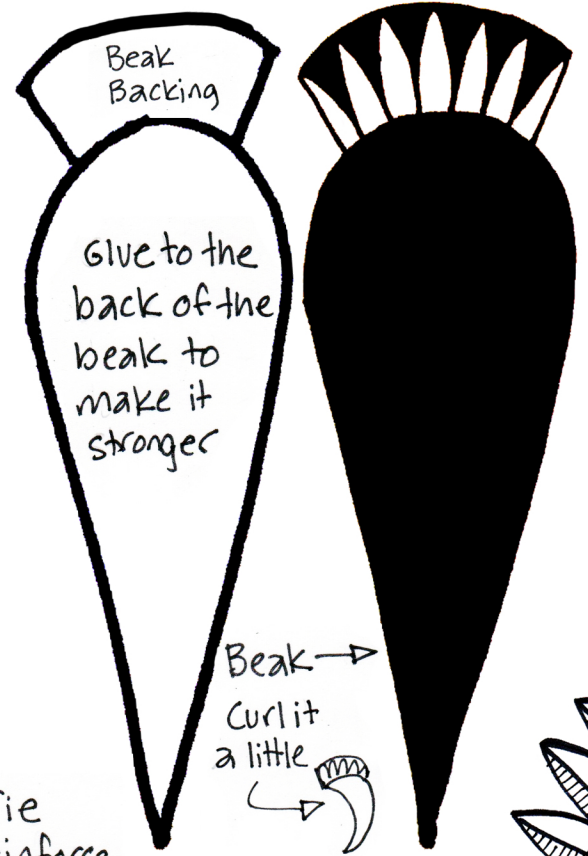


PARLIAMENT of OWLS

MidtownLanternParade.com

The Eastern Shriek Owl Mask
(To be illuminated by a flashlight for the parade.)



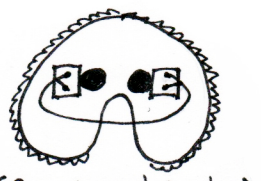
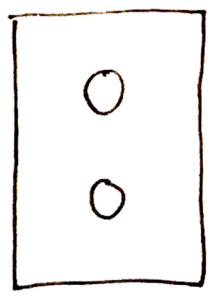
Beak Backing

Glue to the back of the beak to make it stronger




Beak -> Curl it a little

Tie reinforcements
Glue to the back of the mask at tie points.
Elastic ties work best.



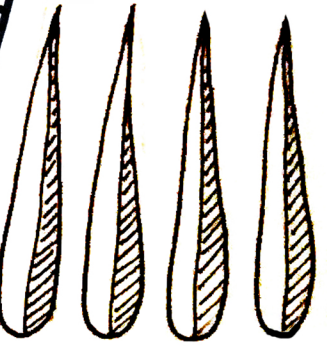
(Punch out holes)



Glue beak tab here



Extra feathers. Cut out & glue wherever you like. Their shadows look cool.



Charlene Bitter Projects