



# EASY ACCORDION LANTERN!

Easy, fast, & good looking! Score! You need scissors or xacto, glue stick, clear tape, and duct tape or packing tape.





Make two big sheets: overlap by 1" and glue. Xacto cut the vertical lines OR Fold in half and cut the vertical lines. Don't cut off the end bands! The sheet with two end bands is the center. Cut those vertical lines, too



← center piece

← end band, don't cut that off!

Roll up the sheets and tape together so the outside is a little bigger than the middle and the middle a little bigger than the center.



Shape as you like. Tape both ends to the stick. Tape the flash light to the stick

Have fun!  
- Chantelle